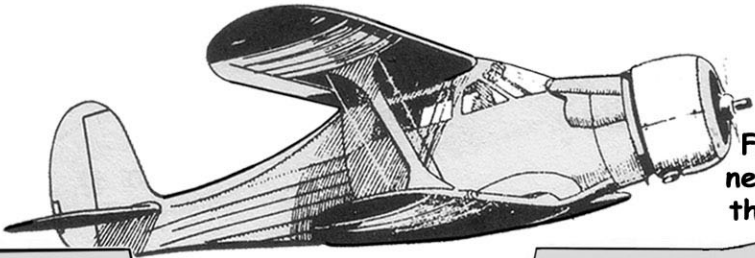


BEECHCRAFT STAGGERWING

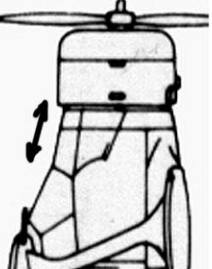
D-17

(BETTER NOT TO HAVE MODEL #5 IE: 17S)



3

For BW we need to loose the markings

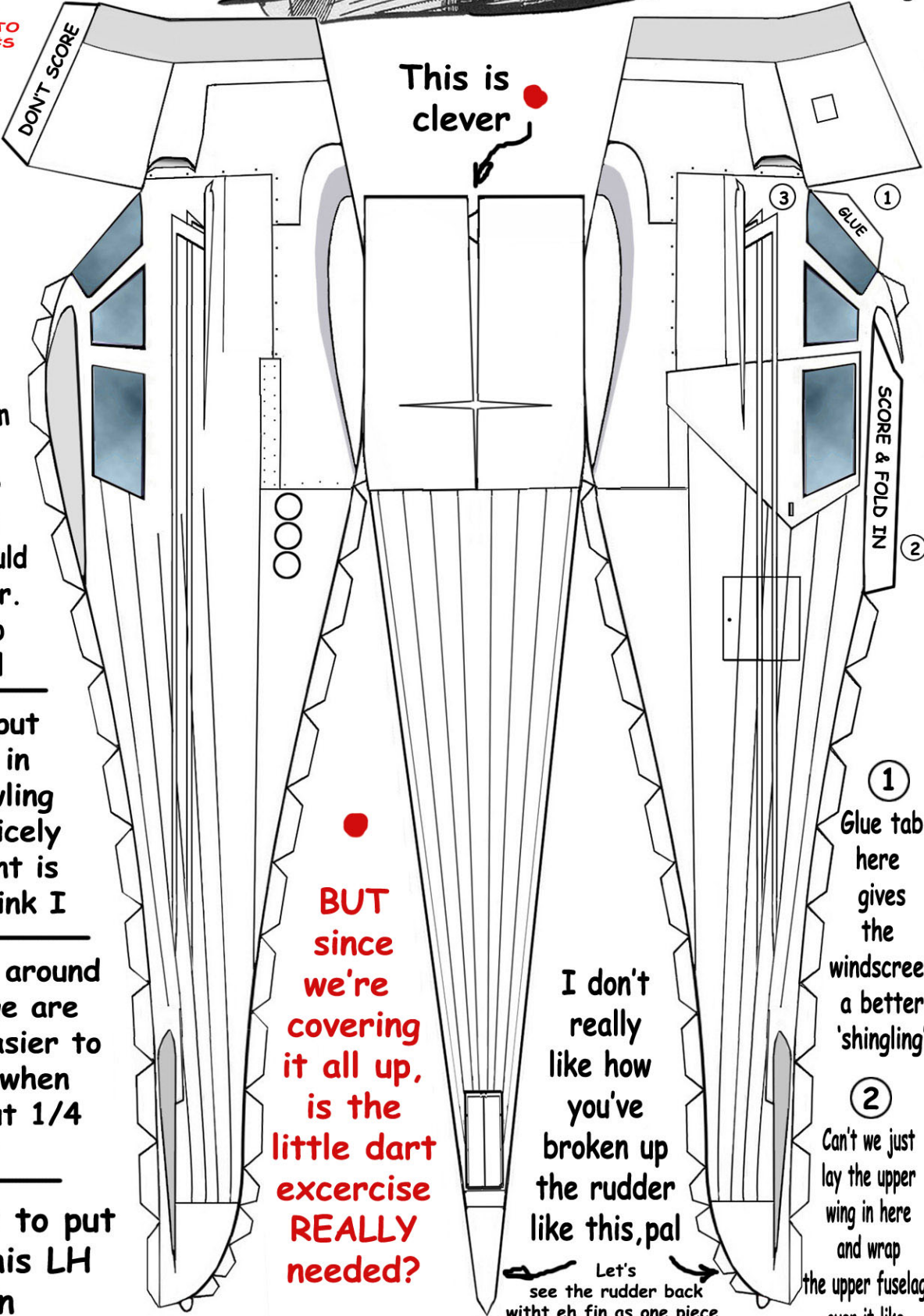


Glen,
I think the distance from the cowling to the lower edge of the wingscreen should be a bit longer. This shows up on the model

Also, lets put little cuts in the fwd cowling ring.. The nicely rounded front is important, think I

The tabs all around the fuselage are better and easier to work with when they're about 1/4 wider

I have text to put in along this LH margin



BUT since we're covering it all up, is the little dart excercise REALLY needed?

I don't really like how you've broken up the rudder like this, pal

Let's see the rudder back with eh fin as one piece with a tab that slides into the aft fuselage

1
Glue tab here gives the wingscreen a better 'shingling'

2
Can't we just lay the upper wing in here and wrap the upper fuselage over it like the Cub?